



**Inclusion, Diversity &
Equality of Opportunity**



Accredited Youth Work Programmes
14 – 18 Years

Learner Name:


Youth Club:

Session 1: Introduction to Inclusion, Diversity & Equality of Opportunity

Define what is meant by the term diversity.

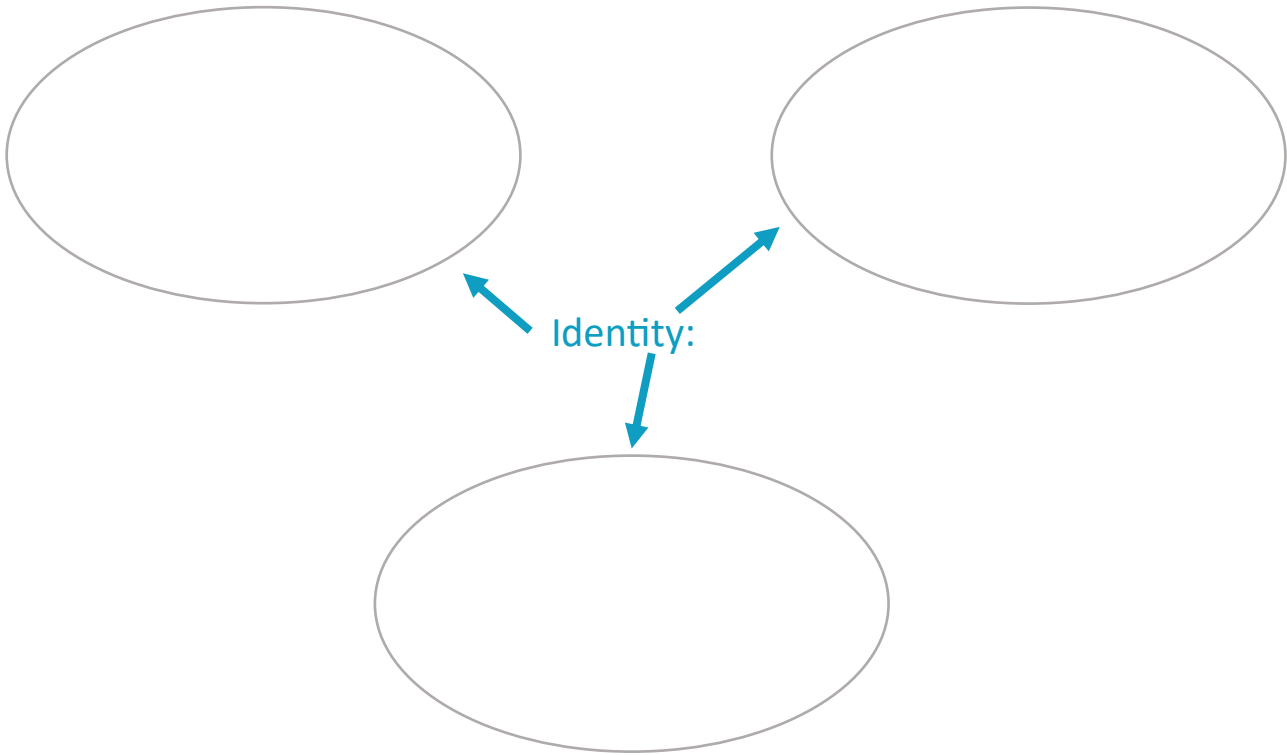
Define what is meant by the term inclusion.

Define what is meant by the term equality of opportunity.



Session 2: Exploring Diversity

Outline three aspects of your identity and why they are important to you.



Outline two values that are important to you and how they impact your everyday choices.

	Value	Impact on everyday actions/ choices
1.		
2.		

Session 3: Our Diverse Community

List three diverse groups within your local community and what they contribute to the area.

	Diverse Group	Contribution
1.		
2.		
3.		

Outline three advantages of living in a diverse society.

1. _____
2. _____
3. _____

Session 4: Respect Our Rights

List three human rights and why they are important.

Identify two situations where inclusion and equality of opportunity would be very important and why.

Situation where inclusion is important and reasons why	
Situation where equality of opportunity is important and reasons why	

Session 5: Stereotyping and Prejudice


Reflect on a time that you judged someone, and a time that someone judged you. Include the reasons and consequences of the judgements.

	Situation	Reasons	Consequences
Time I was judged			
Time I judged another			

Session 6: Discrimination

Using a relevant example, outline the negative effects of discrimination.

Using two relevant examples, outline why extra steps are sometimes needed in order to enable or encourage a specific group/ person to overcome disadvantage.

A simple black and white line drawing of a person with a friendly expression sitting in a wheelchair. The person has short, spiky hair and is wearing a long-sleeved shirt and pants. The wheelchair has two large rear wheels and two smaller front wheels. The drawing is positioned in the bottom right corner of the large rectangular box.

Session 7: Exploring Influences

Using two relevant examples, outline how your attitude or behaviour has been impacted by external factors in society (e.g., media, parents, school etc.).

	Example	What/ who influences you	Impact on attitude or behaviour
1.			
2.			

Demonstrate knowledge and understanding of one minority group/ underrepresented group within your community.

Minority group:

Interesting facts about this group:

Session 8: Developing Empathy

Provide an example of a time when you displayed empathetic understanding to someone. Reflect on the skills that you used.

Example	Skills used

Outline why empathetic understanding is important when talking about inclusion, diversity and equality of opportunity.

Session 9: Role Modelling

Outline how you can display more positive attitudes, language, and behaviour.

Positive Attitude

Positive Language

Positive Behaviour

Session 10: Making A Difference!

Outline three ways in which you can promote inclusion, equality, and equality of opportunity within your local community/ society.

- 1. _____

- 2. _____

- 3. _____



I certify that all work is my own.

Signature: Date:

Tutor Signature:

