



Good Relations






10

Purpose: Participants understand and explore their role to play in peace building.

Participant learning objectives:

1. Understand role to play in peace building
2. Illustrate ideas on how we can contribute to peace building
3. Articulate a vision for NI

CONTENT	METHODS/ RESOURCES <i>Slides 81-88 can assist with this session.</i>	APPROX. TIME
Our Role To Play in Peace Building	Resources: Flip chart Markers Split participants into smaller groups of 4-5. Ask participants to split their flip chart into three sections and generate ideas on how they can make NI a better place to live on an individual, group, and community level.	40 minutes
Future of Northern Ireland	This next exercise will help participants to imagine what a more peaceful NI looks like. It will hopefully motivate them for the remainder of the session! Ask participants to imagine it is the Year 3000. What does NI look like? Is it different from today? Is there still a need to deliver good relations? Is there still segregation and hatred amongst both sides of the community? What has changed? Why has it changed? This can be done as an entire group exercise or participants can be split into smaller groups.	20 minutes 

<p>Ideal Island Activity</p>	<p>Resources: Creative art materials Cardboard</p> <p>Young people will learn how to create an inclusive and welcoming space. They will reflect on the key ingredients needed to make an ideal society.</p> <p>Divide participants into groups of 4-5. Ask them to think of all the things they would choose to have on their ideal island e.g., hospitals, schools, law and order, cultural activities etc. Ask them to think of all the things they wouldn't want and discard them into the surrounding sea. Once their ideal island is completed, they should present it to the rest of the group.</p> <p>Debrief: Was this exercise difficult/ easy? What feelings did you experience? How is our society today different from your ideal island? If you were to draw a peace wall down the middle of your ideal island and create two opposing communities how would this alter/ affect your island? Re-iterate that we all have a role to play in peace building and the more we utilise it, the more peaceful Northern Ireland will be!</p>	<p>30 minutes</p> 
<p>End Baseline Assessments</p>	<p>Resources: End Baseline Assessments</p> <p>Remind participants of the importance of an end baseline - to help measure their potential and to help measure progress they have made throughout the programme. Explain that this second assessment will allow the worker to compare knowledge and understanding before and after.</p> <p>Baselines should be completed independently however clarify any questions/ queries with individuals as they arise.</p>	<p>20 minutes</p>
<p>Overall Evaluation</p>	<p>Resources: Informal evaluation ideas</p> <p>Choose an activity from the list provided. It is recommended that facilitators conduct a more complete evaluation at the end of the programme, collating written feedback from young people, co-facilitators, and any other stakeholders.</p>	<p>30 minutes</p> 



PARTICIPANT BASELINE - END

TO BE COMPLETED INDEPENDENTLY AT THE END OF THE PROGRAMME

Please circle your answer.

How satisfied are you with the programme you participated in?

Not Satisfied Satisfied Very satisfied

How important do you think it is to have a strong sense of identity:

Not important Very important
1 2 3 4 5

How positive do you feel towards people of a different religious background?

Very negative Neutral Very positive
1 2 3 4 5

How positive do you feel towards people of a different ethnic background?

Very negative Neutral Very positive
1 2 3 4 5

How do you rate your overall knowledge on the topic of good relations in Northern Ireland?

No knowledge Some knowledge Very knowledgeable
1 2 3 4 5

How positive are you about the future of relations in Northern Ireland:

Not optimistic Very optimistic
1 2 3 4 5



Learner name:

Club:.....