



Participation



Accredited Youth Work Programmes
9 – 13 Years

Learner Name:

.....

Youth Club:

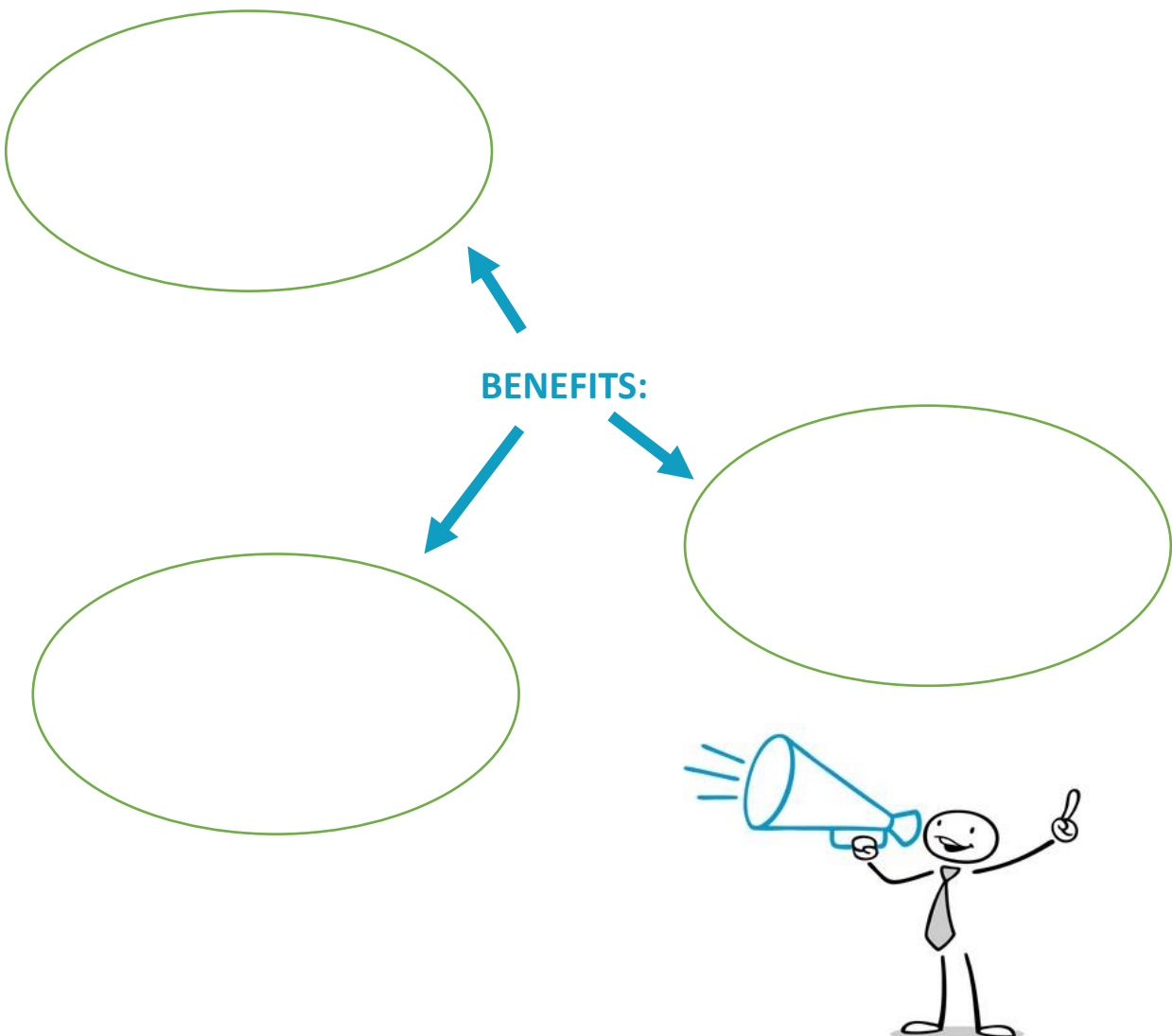
.....

Match up each title with the correct description.

These are the four things needed for young people to really participate!

SPACE	To be taken seriously and for change to happen.
VOICE	To have a safe space to think, talk and decide on things.
AUDIENCE	To be able to get clear information and find ways to be heard/ use your voice.
INFLUENCE	To ensure that influencers and decision makers hear your opinions and decisions.

List three benefits of youth participation for your community/ wider society.



Pick three communication methods and give an example of a situation where this communication method is important/ useful.

Listening
 Writing
 Drawing
 Body language
 Facial expressions
 Gestures
 Eye contact
 Touch

Using equipment e.g., text message, phone call

Communication Method	Example of a situation where this might be useful, and reasons why.
1	
2	
3	

Reflect on the communication activities you participated in and the skills you used.

Activity	Communication Skill Used	How do you rate yourself? 1 = Poor 5 = Excellent
		1 2 3 4 5
		1 2 3 4 5
		1 2 3 4 5

List three advantages of working within a team.

- 1 _____
- 2 _____
- 3 _____

Reflect on the teamwork and negotiation activities you participated in and the skills you used.

Activity	My Contribution	How do you rate yourself? 1 = Poor 5 = Excellent
		1 2 3 4 5
		1 2 3 4 5

Check-In Point

How I'm feeling – Pick an emoji!	Something I've learned about...	Something I've enjoyed...

List the five steps to help you identify and deal with an emotion/ feeling.

P
A
S
T
A

Reflection Point – Show and Tell

I care about:

This is important to me because:

Something In My Community That Is Useful To Me:	How This Helps/Benefits Me:


Circle which statement best describes what the term advocacy means.

- Telling others what to do
- Being kind and helpful to others
- Arguing or supporting an idea or a plan

Using the scenarios below, identify skills required to take on advocacy role and places/ people who could support you.

Advocacy scenario	Skills required	Places/ people who could support you
You and your classmates haven't had P.E. in two months because the gym hall is getting re-decorated. You and your friends have decided to come together and talk to the P.E. teacher about how much you miss P.E. and how important it is for you all.		
Your local park has been closed for three weeks now because there is a fault with one of the swings. This is the only place open for you and your mates to hang out. You have decided to take action and try to get it re-opened again.		

Illustrate all the skills and qualities of a leader you admire.



Reflection point - In the driver's seat

Where did you place yourself?

How could you improve next time?

List two benefits of taking part in a social action activity.

1

2

List two benefits of social action to others/ environment.

1

2

Unscramble the words to find out the four steps to social action success.
Tell us what happens at each step.

K L P R E O E = _____

G A S I O R N E = _____

A T C = ____

V I E W E R = _____



Create an Action Plan for a planned Social Action Event/
Campaign/Activity

Overall Vision:


What Needs To Be Done?	Who Is Doing It?	When Will It Be Completed?	What Resources Are Needed?	Who Else Can Help/Support?	What Will This Achieve?

Evaluate a social action event/ campaign/ activity that you have taken part in.

What did this social action project achieve?


What was my contribution to the project?

What could I do better next time?



Check-Out

How I feel after completing this programme



My favourite activity was.....

The most important thing I learned was
.....



This booklet has been completed by:

Signature: Date:

Tutor Signature:

